

# Free Guide: 7-Step Checklist to Launch an Online Store in 2025

Your developer-approved roadmap to launch faster, avoid costly mistakes, and start selling confidently this year.

By

**Zahra Jabeen'**

FULL STACK DEVELOPER | LARAVEL DEVELOPMENT | DATABASE MANAGEMENT

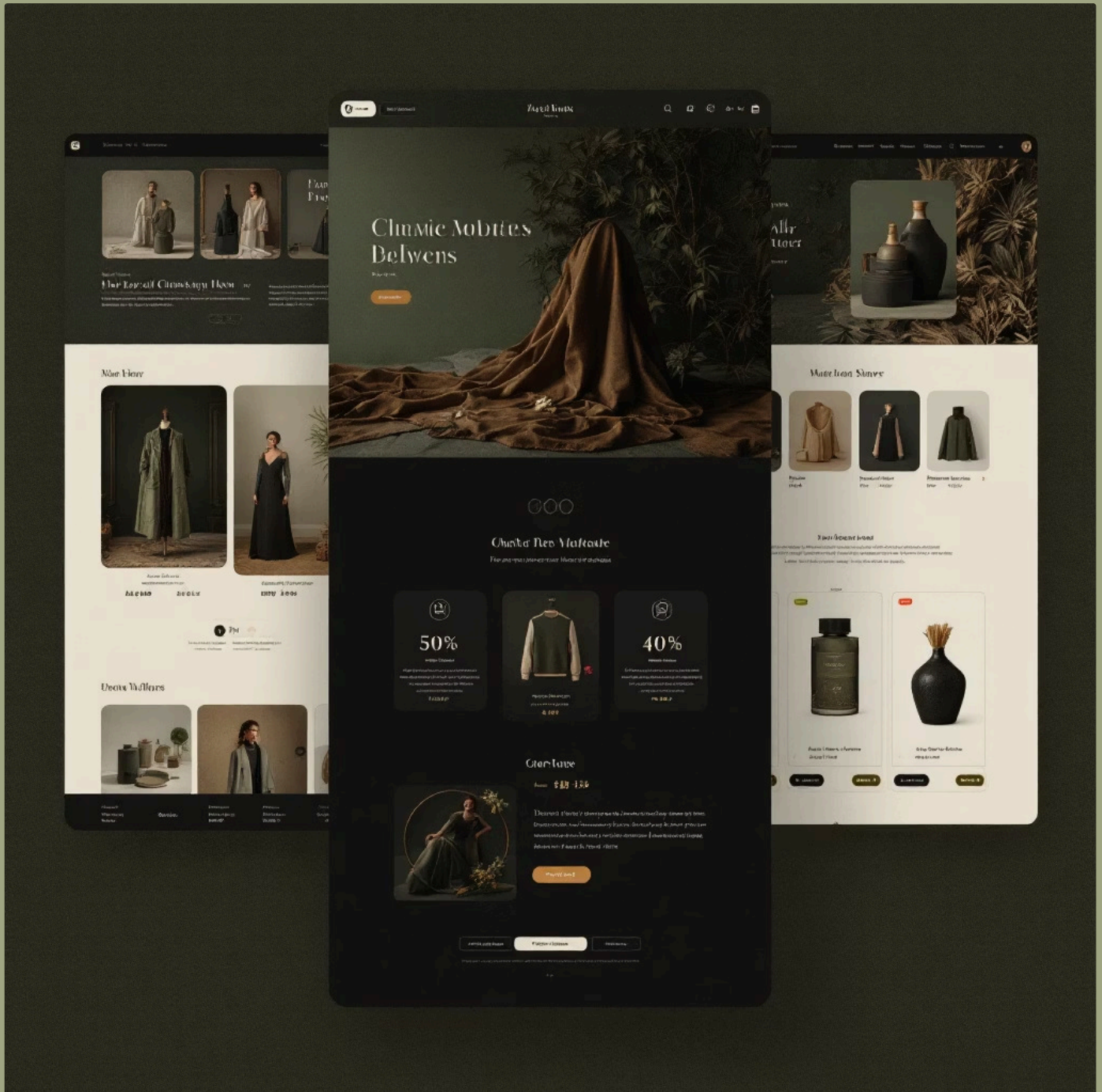
+92 3080399054

zahrajabeen.mriaz@gmail.com

developerzahrajabeen.com

# Introduction: Who This Guide Is For & How to Use It

*Launching an online store in 2025 is exciting—but it can also be overwhelming. Many small businesses waste time and money on poor choices: wrong platforms, weak security, slow websites, or confusing checkout flows. This checklist is designed to guide you step-by-step so you launch smoothly and confidently. Let's dive in.*



# Step 1: Choose the Right Platform & Tech



- ✓ Decide between **Laravel custom build** or hosted solutions (Shopify, WooCommerce).



## Essential Documentation

Distribute architecture overviews, tech stack maps, coding standards, and project documentation for early review.



## Welcome Call

Schedule a pre-start conversation to confirm setup completion, address questions, and build initial rapport.



# Step 2: Define Products, Pricing & Payments



**Finalize product catalog and categories**




**Set up payment gateways (PayPal, Stripe, local options)**



**Configure taxes, currencies, and discount rules**



Clarity here avoids messy rework later.



# Step 3: UX & Mobile-First Design


In 2025, most shoppers browse on mobile first.

- **Create clear navigation (menus, search bar, filters).**
- **Ensure fast-loading, responsive design.**
- **Optimize checkout for minimal clicks.**



# Step 4: Security & Compliance Basics

Security builds trust—and avoids legal risks.



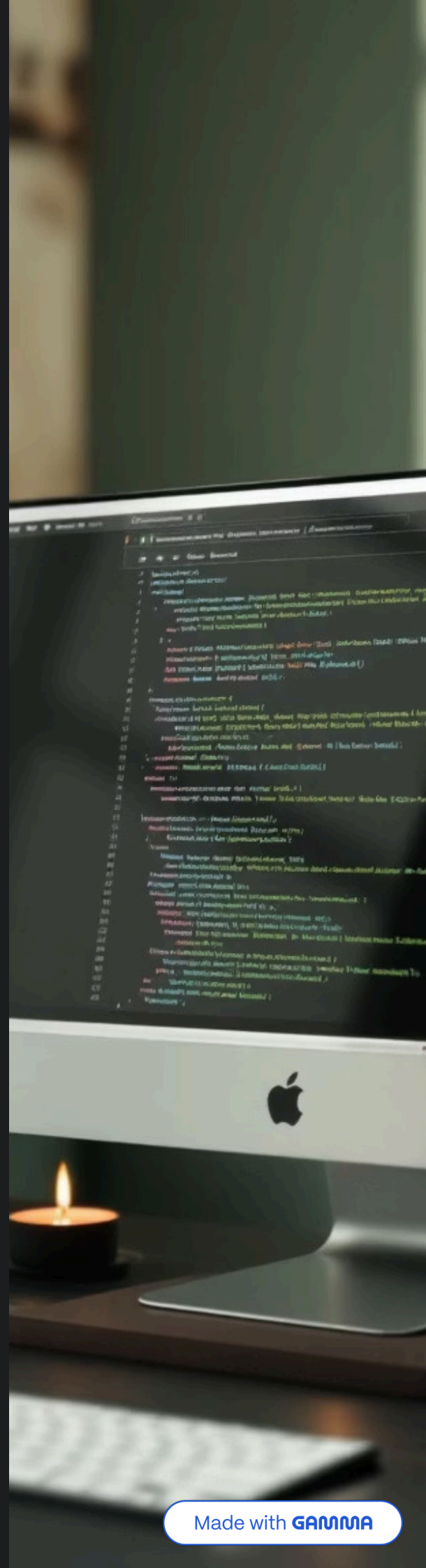
- **SSL certificate installed.**
- **PCI compliance for payment processing.**
- **GDPR/CCPA consent for data collection.**
- **Regular backups enabled.**



## Step 5: SEO & AEO Foundations

If people can't find your store, you won't sell.

- Optimize page titles, meta descriptions, and headings.
- Add schema markup for FAQs and products.
- Ensure mobile speed scores are 90+ (Google Lighthouse).
- Add FAQ content to target voice search queries.





# Step 6: Operations Setup

Behind-the-scenes processes keep your store running.



- Define shipping zones and policies.
- Integrate inventory management tools.
- Automate order confirmations and status updates.
- Connect Google Analytics & Search Console.



# Step 7: Launch & Growth Plan

Your launch is just the beginning.

- **Pre-launch testing (checkout, emails, mobile).**
- **Announce launch via social media + email campaign.**
- **Plan for retargeting ads and content marketing.**
- **Track KPIs: sales, traffic, bounce rate.**



# Book a Free 20-Minute Consultation

## Bonus: Pre-Launch QA Checklist (Tick Box Page)

- ☐ Product images and descriptions uploaded
- ☐ Checkout works on desktop & mobile
- ☐ Payment gateways tested
- ☐ Contact forms working
- ☐ Site speed checked
- ☐ Backup system active


### *Ready to launch your store the right way?*

Book a free 20-min consultation with Zahra Jabeen, Full-Stack Laravel Developer. Together, we'll review your online store plan and make sure you're set for success.

👉 **Book Your Free Consultation Now**

Email Consultation

Connect on LinkedIn



### Contact Information:

 [developerzahrajabeen@gmail.com](mailto:developerzahrajabeen@gmail.com)

 <https://www.linkedin.com/in/zahra-jabeen-dev>

 [www.zahrajabeen.dev](http://www.zahrajabeen.dev)